

SHARP

MINI COMPONENT SYSTEM
MINI CHAÎNE
SISTEMA MINI
迷你組合系統



MODEL MODELO
MODÈLE 機型

CD-C690X

OPERATION MANUAL
MODE D'EMPLOI

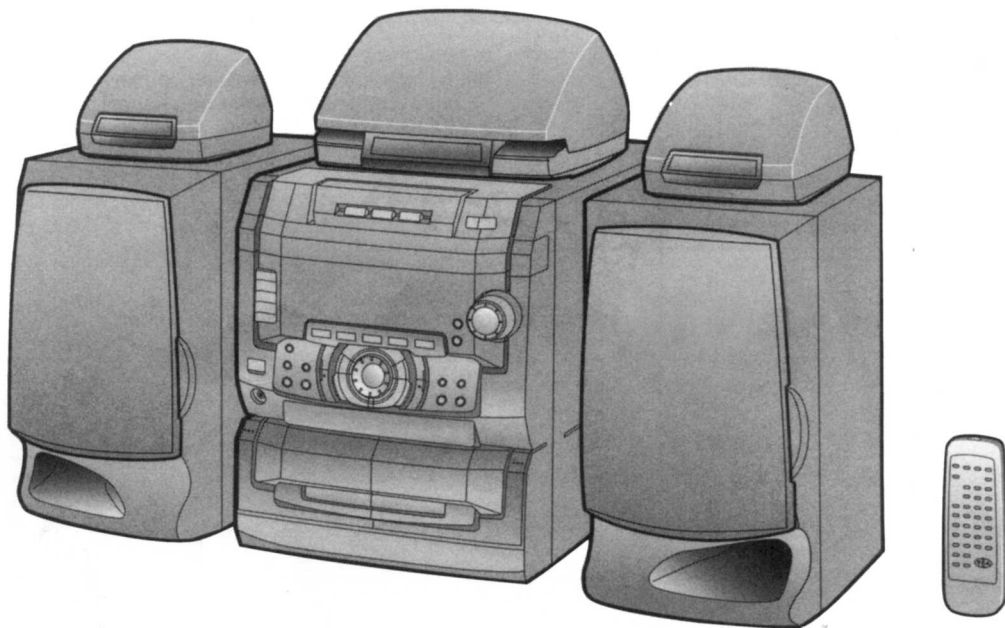
MANUAL DE MANEJO
使用說明書

CD-C690X mini component system consisting of CD-C690X mini component system, CP-C690, centre (GBOXS0015AWM2) and surround (GBOXS0016AWM2) speaker system.

Mini chaîne CD-C690X composée de la mini chaîne CD-C690X et des enceintes CP-C690, centrale (GBOXS0015AWM2) et surround (GBOXS0016AWM2).

Sistem mini CD-C690X que consta del sistema mini CD-C690X y del sistema de altavoces CP-C690 central (GBOXS0015AWM2) y de sonido perimétrico (GBOXS0016AWM2).

CD-C690X 迷你組合系統由以下部分組成：CD-C690X 迷你組合系統，CP-C690，中央（GBOXS0015AWM2）及環繞聲（GBOXS0016AWM2）揚聲器系統。



SHARP CORPORATION

ENGLISH

FRANÇAIS

ESPAÑOL

中文

عربي

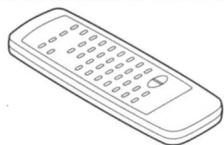
INTRODUCTION

Thank you for purchasing this SHARP product.
To obtain the best performance from this product, please read this manual carefully.
It will guide you in operating your SHARP product.

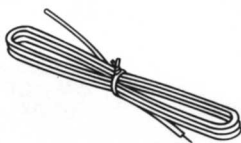
CONTENTS

	Page		Page
ACCESSORIES	1	RECORDING	26-27
SPECIAL NOTES	2	HOW TO USE THE BUILT-IN TIMER	28-30
PRECAUTIONS	3	USING EXTERNAL UNITS	31
NAMES OF CONTROLS AND INDICATORS	4-7	TRANSPORTING THE UNIT	32
PREPARATION FOR USE	8-14	RESETTING THE MICROCOMPUTER	32
SETTING THE CLOCK	15	WHEN "PROTECT" APPEARS	32
SOUND CONTROL	16	MAINTENANCE	33
SURROUND EFFECT CONTROL	17-18	SPECIFICATIONS	33
COMPACT DISC OPERATION	19-22		
RADIO OPERATION	23-24		
CASSETTE OPERATION	25		

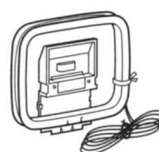
ACCESSORIES




Remote control × 1



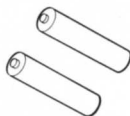
FM aerial × 1



SW1/SW2/MW loop aerial × 1



Front speaker wire × 2



"AA" size battery (UM/SUM-3,
R6, HP-7 or similar) × 2

Note:

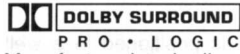
Parts and accessories mentioned in this operation manual other than those in the drawing are not included.

SPECIAL NOTES

- When the ON/STAND-BY button is set at STAND-BY position, mains voltage is still present inside the unit. When the ON/STAND-BY button is set at STAND-BY position and the clock is displayed, the unit may be brought into operation by the timer mode or remote control.

Warning:

This unit contains no user serviceable parts. Never remove covers unless qualified to do so. This unit contains dangerous voltages, always remove mains plug from the socket before any service operation and when not in use for a long period.



Manufactured under license from Dolby Laboratories Licensing Corporation.

DOLBY, the double-D symbol  and "PRO LOGIC" are trademarks of Dolby Laboratories Licensing Corporation.

CAUTION

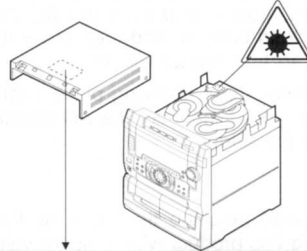
CLASS 1 LASER PRODUCT
APPAREIL À LASER DE CLASSE 1
PRODUCTO LASER DE CLASE 1

- This Mini Component System is classified as a CLASS 1 LASER product.
- The CLASS 1 LASER PRODUCT label is located on the rear cover.
- Use of controls, adjustments or performance of procedures other than those specified herein may result in hazardous radiation exposure.

As the laser beam used in this compact disc player is harmful to the eyes, do not attempt to disassemble the cabinet. Refer servicing to qualified personnel only.

Laser Diode Properties

Material: GaAlAs
Wavelength: 780 nm
Emission Duration: continuous
Laser Output: max. 0.6 mW



CAUTION: VISIBLE LASER RADIATION WHEN OPEN. DO NOT STARE INTO BEAM OR VIEW DIRECTLY WITH OPTICAL INSTRUMENTS.
VARNING: ÖPPNEN LASERSTRÅLNING NÄR DENNA DEL ÄR ÖPPNAD. STIRRA EJ IN I STRÅLEN OCH BETRÄKTA EJ STRÅLEN MED OPTISKA INSTRUMENT.
ADVERTENCIA: VISIBLE LASERSTRÅLNING VED ÅBNING. SE IKKE IND I STRÅLEN-ELLER IKKE MED OPTISKE INSTRUMENTER.
VARO! AVATTIARESSA OLEI ALETTINA NÄKYMÄTTÖN LASERISÄTEVYLLE. ÄLÄ TUJOTA SÄTEESEEN ÄLÄKÄ KATSO SITA OPTISEN LAITTEEN LÄPI.
VARNING: ÖPPNEN LASERSTRÅLNING NÄR DENNA DEL ÄR ÖPPNAD. STIRRA EJ IN I STRÅLEN OCH BETRÄKTA EJ STRÅLEN GENOM OPTISKA INSTRUMENT.
ADVERTENCIA: VISIBLE LASERSTRÅLNING NÄR DEKSEL ÅPNES. STIRR IKKE INN I STRÅLEN ELLER SE DIREKTE MED OPTISKE INSTRUMENTER.

